

DELILAH SIDE

Chairs & Stools



ORIGIN: China **USE:** Indoor **WARRANTY:** 12 Months

DIMENSIONS:

Timber Leg



KG 8.5 - 9.7 kg

Metal Leg



KG 8.8 - 10 kg

H650 Stool



KG 9.5 - 10.7 kg

H750 Stool



KG 10.9 - 12.1 kg

Sled



KG 9.2 - 10.4 kg

Castor V2



KG 10.7 - 11.9 kg

Trestle V2



KG 9 - 10.2 kg

ASSEMBLY:

[4 Leg Chair -->](#)

[4 Leg Stool -->](#)

[Sled -->](#)

[Castor -->](#)

[Trestle -->](#)

DELILAH SIDE


Chairs & Stools



SHELL FINISHES:

WARWICK


Gravity



Eastwood




Pelle/ Benito

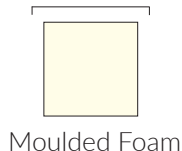


Ezfun:

Vinyl




Unupholstered




FRAME FINISHES:

Solid Ash




Mild Steel




Stainless Steel #201



Mild/ Stainless Steel #201



Cast Aluminium



DELILAH SIDE

Chairs & Stools



PRODUCT MAINTENANCE:

Solid Timber

1. Regularly dust surface with damp cloth.
2. Wash with non-abrasive, solvent free and PH neutral cleaning products.
3. Always dry with a lint free cloth.
4. Apply commercial grade timber oil or polish with a lint free cloth.

DO NOT: Use abrasive pads, brushes, or cleaners like steel wool, as it will scratch the surface.

DO NOT: Use detergents, glass cleaner, harsh chemicals, or any solvent or ammonia based cleaners.

DO NOT: Place in direct sunlight.

Powder coated Mild Steel:

1. Regularly dust surface with damp cloth.
2. Wash with a soft cloth and warm soapy water.
3. Always dry with a lint free cloth.

DO NOT: Use abrasive pads, brushes, or cleaners like steel wool, as it will scratch the surface.

DO NOT: Use powder, concentrated detergents, or silicone-based furniture polishes.

Stainless Steel:

1. Regularly dust surface with damp cloth.
2. Wash with a soft cloth and a stainless-steel cleaning agent.
3. Always dry with a lint free cloth.

DO NOT: Use abrasive pads, brushes, or cleaners, like steel wool, as it will scratch the surface.

NOTE: These bases lightly scratch with normal use. The scratches are not unpleasant and over time create a nice patina on the surface.

Warwick Fabrics:

1. Regularly vacuum using low suction.
2. Protect from direct sunlight.
3. Treat spills and stains as soon as possible;
 1. Gently scrape any soil or mop any liquid from the surface of the fabric.
 2. Apply upholstery shampoo cleaning agents strictly according to instructions to remove the residue of the spill.
 3. Dry in shade away from direct heat, allow to dry thoroughly before re-use.

DO NOT: Remove cushion covers for separate cleaning or washing, even though they may have zippers.

DO NOT: Saturate the fabric or interior with water or other cleaning liquids.

DO NOT: Use dish washing or laundry detergents.

DO NOT: Scrub with a stiff brush.

NOTE: Annual professional cleaning is highly recommended.

NOTE: Water-based soil resist fabric protector treatments are available and should always be done.

NOTE: Pilling can occur occasionally as a result of normal daily wear and should not be considered as a fault. Fibre pills can be removed by a battery operated pilling tool available from most haberdashery stores.

Vinyl:

1. Regularly vacuum using a soft brush and wipe with a wet sponge or cloth.
2. Protect from direct sunlight.
3. Treat spills and stains as soon as possible by blotting liquid spills with a clean dry cloth. Wipe with a clean cloth dampened with warm water. Dry in shade away from direct heat.
4. A soft bristle brush may be used to remove ingrained soil. Avoid scratching by gentle brushing.

DO NOT: Use abrasive powder, detergent based or paste cleaners.

DO NOT: Wet excessively or clean with hot water extraction machine or on-site dry-cleaning machine.

NOTE: Annual professional cleaning is highly recommended.

ALBURY SIDE

Chairs & Stools

CODES:

Timber Light Oak

- KSCALTILOGCL/ MO/ NY/ SL/ DE/ ST/ TE
- KSCALTILOFBI/ DO/ SL/ TA
- KSCALTILOPJA/ ON/ NY/ SA
- KSCALTILOVBK/ BL/ CC
- KSCALTILOUUP

Timber Light Walnut

- KSCALTIWAGCL/ MO/ NY/ SL/ DE/ ST/ TE
- KSCALTIWAFBI/ DO/ SL/ TA
- KSCALTIWAPJA/ ON/ NY/ SA
- KSCALTIWAVBK/ BL/ CC
- KSCALTIWAUUP

Timber Natural

- KSCALTINAGCL/ MO/ NY/ SL/ DE/ ST/ TE
- KSCALTINAFBI/ DO/ SL/ TA
- KSCALTINAPJA/ ON/ NY/ SA
- KSCALTINAVBK/ BL/ CC
- KSCALTINAUUP

Mild Steel Birch

- KSCALMEBEGCL/ MO/ NY/ SL/ DE/ ST/ TE
- KSCALMEBEFBI/ DO/ SL/ TA
- KSCALMEBEPJA/ ON/ NY/ SA
- KSCALMEBEVBK/ BL/ CC
- KSCALMEBEUUP
- KSTALSI65MEBEGCL/ MO/ NY/ SL/ DE/ ST/ TE
- KSTALSI65MEBEFBI/ DO/ SL/ TA
- KSTALSI65MEBEPJA/ ON/ NY/ SA
- KSTALSI65MEBEVBK/ BL/ CC
- KSTALSI65MEBEUUP
- KSTALSI75MEBEGCL/ MO/ NY/ SL/ DE/ ST/ TE
- KSTALSI75MEBEFBI/ DO/ SL/ TA
- KSTALSI75MEBEPJA/ ON/ NY/ SA
- KSTALSI75MEBEVBK/ BL/ CC
- KSTALSI75MEBEUUP

Mild Steel Light Oak

- KSCALMELOGCL/ MO/ NY/ SL/ DE/ ST/ TE
- KSCALMELOFBI/ DO/ SL/ TA
- KSCALMELOPJA/ ON/ NY/ SA
- KSCALMELOVBK/ BL/ CC
- KSCALMELOUUP
- KSTALSI65MELOGCL/ MO/ NY/ SL/ DE/ ST/ TE
- KSTALSI65MELOFBI/ DO/ SL/ TA
- KSTALSI65MELOPJA/ ON/ NY/ SA
- KSTALSI65MELOVBK/ BL/ CC
- KSTALSI65MELOUUP
- KSTALSI75MELOGCL/ MO/ NY/ SL/ DE/ ST/ TE
- KSTALSI75MELOFBI/ DO/ SL/ TA
- KSTALSI75MELOPJA/ ON/ NY/ SA
- KSTALSI75MELOVBK/ BL/ CC
- KSTALSI75MELOUUP

Mild Steel Light Walnut

- KSCALMELWGCL/ MO/ NY/ SL/ DE/ ST/ TE
- KSCALMELWFBFI/ DO/ SL/ TA
- KSCALMELWPJA/ ON/ NY/ SA
- KSCALMELWVBK/ BL/ CC
- KSCALMELWUUP
- KSTALSI65MELWGCL/ MO/ NY/ SL/ DE/ ST/ TE
- KSTALSI65MELWFBFI/ DO/ SL/ TA
- KSTALSI65MELWPJA/ ON/ NY/ SA
- KSTALSI65MELWVBK/ BL/ CC
- KSTALSI65MELWUUP
- KSTALSI75MELWGCL/ MO/ NY/ SL/ DE/ ST/ TE
- KSTALSI75MELWFBFI/ DO/ SL/ TA
- KSTALSI75MELWPJA/ ON/ NY/ SA
- KSTALSI75MELWVBK/ BL/ CC
- KSTALSI75MELWUUP

Mild Steel Black

- KSCALMEBKGCCL/ MO/ NY/ SL/ DE/ ST/ TE
- KSCALMEBKFBFI/ DO/ SL/ TA
- KSCALMEBKPJA/ ON/ NY/ SA
- KSCALMEBKVBK/ BL/ CC
- KSCALMEBKUUP
- KSTALSI65MEBKGCCL/ MO/ NY/ SL/ DE/ ST/ TE
- KSTALSI65MEBKFBFI/ DO/ SL/ TA
- KSTALSI65MEBKPJA/ ON/ NY/ SA
- KSTALSI65MEBKVBK/ BL/ CC
- KSTALSI65MEBKUUP
- KSTALSI75MEBKGCCL/ MO/ NY/ SL/ DE/ ST/ TE
- KSTALSI75MEBKFBFI/ DO/ SL/ TA

Mild / Stainless Steel Black Brass

- KSCALMEBKBRGCL/ MO/ NY/ SL/ DE/ ST/ TE
- KSCALMEBKBRFBFI/ DO/ SL/ TA
- KSCALMEBKBRPJA/ ON/ NY/ SA
- KSCALMEBKBRVBK/ BL/ CC
- KSCALMEBKBRUUP
- KSTALSI75MEBKBRGCL/ MO/ NY/ SL/ DE/ ST/ TE
- KSTALSI75MEBKBRFBFI/ DO/ SL/ TA
- KSTALSI75MEBKBRPJA/ ON/ NY/ SA
- KSTALSI75MEBKBRVBK/ BL/ CC

Stainless Steel Brass

- KSCALMEBKBRGCL/ MO/ NY/ SL/ DE/ ST/ TE
- KSCALMEBRFBFI/ DO/ SL/ TA
- KSCALMEBRPJA/ ON/ NY/ SA
- KSCALMEBRVBK/ BL/ CC
- KSCALMEBRUUP

Stainless Steel Copper

- KSCALMEBKCOGCL/ MO/ NY/ SL/ DE/ ST/ TE
- KSCALMECOFBI/ DO/ SL/ TA
- KSCALMECOPJA/ ON/ NY/ SA
- KSCALMECOVBK/ BL/ CC
- KSCALMECOUUP

Sled

- KSCALSLBKGCL/ MO/ NY/ SL/ DE/ ST/ TE
- KSCALSLBKFBFI/ DO/ SL/ TA
- KSCALSLBKPJA/ ON/ NY/ SA
- KSCALSLBKVBK/ BL/ CC
- KSCALSLBKUUP

Castor V2

- KSCALCAV2BKGCCL/ MO/ NY/ SL/ DE/ ST/ TE
- KSCALCAV2BKFBFI/ DO/ SL/ TA
- KSCALCAV2BKPJA/ ON/ NY/ SA
- KSCALCAV2BKVBK/ BL/ CC
- KSCALCAV2BKUUP
- KSCALCAV2POGCCL/ MO/ NY/ SL/ DE/ ST/ TE
- KSCALCAV2POFBFI/ DO/ SL/ TA
- KSCALCAV2POPJA/ ON/ NY/ SA
- KSCALCAV2POVBK/ BL/ CC
- KSCALCAV2POUUP

Trestle V2

- KSCALTRV2BKGCCL/ MO/ NY/ SL/ DE/ ST/ TE
- KSCALTRV2BKFBFI/ DO/ SL/ TA
- KSCALTRV2BKPJA/ ON/ NY/ SA
- KSCALTRV2BKVBK/ BL/ CC
- KSCALTRV2BKUUP
- KSCALTRV2PAGCL/ MO/ NY/ SL/ DE/ ST/ TE
- KSCALTRV2PAFBFI/ DO/ SL/ TA
- KSCALTRV2PAPJA/ ON/ NY/ SA
- KSCALTRV2PAVBK/ BL/ CC
- KSCALTRV2PAUUP