



ASSEMBLY INSTRUCTIONS:

Product Code : MOTION-L

Product Name: Motion Office Chair

TIME REQUIRED:

15 minutes

TOOLS REQUIRED:

Screwdriver, Electric Drill, Pencil, Measuring tape/Ruler

*Tools are not included.

SKILL REQUIRED:

Easy ●●●○○ Hard

The Assembly Skill Rating is a 5-point system that shows the degree of effort needed in assembling a specific product. With 1 being easy for the average person and 5 requiring an expert. For most products, two persons are recommended.

NOTE

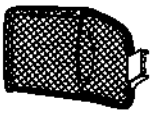



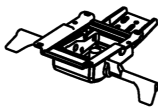











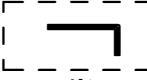
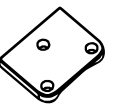



- As this is a commercial product, some intermediate skills may be required.
 - No pre-drill holes or markings are provided on our table or desk tops.
 - Please check you have all hardware before assembling.
- If you are missing any hardware, please contact your Danny reseller. Please ensure you have the name of the item, required hardware part and quantity.
 - Please retain your receipt as proof of purchase to validate your warranty.
- Assemble on a clean, flat, smooth surface such as a rug or carpet to avoid parts from being scratched.
 - Remove all wrapping materials, including staples and packing straps before you start to assemble
 - Keep all hardware parts out of reach of children.

CAUTION

- Heavy product. Do not attempt to lift or move without help
- Do not tighten screws and bolts until completely assembled.
- Do not use this product unless all bolts and screws are firmly secured and tightened.

WARNING

- If parts are missing, broken, damaged or worn stop using the product until all repairs are made.
 - Failure to follow these warnings could result in serious injury.

A		1PCS	L		5/16" * 2-1/4"	6PCS	
B		1PCS	M			3PCS	
C		1PCS	N			3PCS	
D		1PCS	O			Part O and P not included if you did not purchase add-on head rest	
E		1SET	P		1/4" * 3/4"	2PCS	
F		1PCS	Q			4PCS	
G		5PCS	R			1PCS	
H		4PCS	S			1PCS	
I		M5	1PCS	T		M4	1PCS
J		1PCS	U		5/16" * 1-3/4"	4PCS	
K		5/16" * 1-1/4"	3PCS	V		1PCS	

