



ASSEMBLY INSTRUCTIONS:

Product Code : COLLEGE

Product Name: College Office Chair

TIME REQUIRED:

20 minutes

TOOLS REQUIRED:

Screwdriver, Electric Drill, Pencil, Measuring tape/Ruler

*Tools are not included.

SKILL REQUIRED:

Easy ●●●○○ Hard

The Assembly Skill Rating is a 5-point system that shows the degree of effort needed in assembling a specific product. With 1 being easy for the average person and 5 requiring an expert. For most products, two persons are recommended.

NOTE









- As this is a commercial product, some intermediate skills may be required.
 - No pre-drill holes or markings are provided on our table or desk tops.
 - Please check you have all hardware before assembling.
- If you are missing any hardware, please contact your Danny reseller. Please ensure you have the name of the item, required hardware part and quantity.
 - Please retain your receipt as proof of purchase to validate your warranty.
- Assemble on a clean, flat, smooth surface such as a rug or carpet to avoid parts from being scratched.
 - Remove all wrapping materials, including staples and packing straps before you start to assemble
 - Keep all hardware parts out of reach of children.








CAUTION

- Heavy product. Do not attempt to lift or move without help
- Do not tighten screws and bolts until completely assembled.
- Do not use this product unless all bolts and screws are firmly secured and tightened.

WARNING

- If parts are missing, broken, damaged or worn stop using the product until all repairs are made.
 - Failure to follow these warnings could result in serious injury.

(1) Castors	(2) Base	(3) Gas Lift	(4) 3 Cups Plastic Cover
			
(5) Mechanism	(6) Armrests	(7) Seat	(8) Back
			

- (9)
1.  4pcs M6*20mm for Mechanism
 2.  2pcs M6*25mm for Back of Armrest
 3.  4pcs M6*30mm for Seat of Armrest
 4.  4pcs M6*35mm for bottom of Back
 5.  8pcs Washer for Mechanism&Seat of Armrest
 6.  2pcs Cores for Arm Screw
 7.  1pc Hexangular key

