

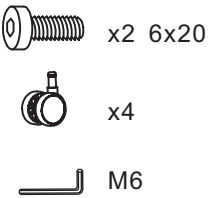
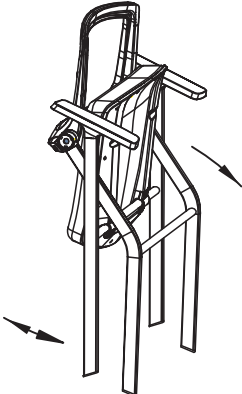
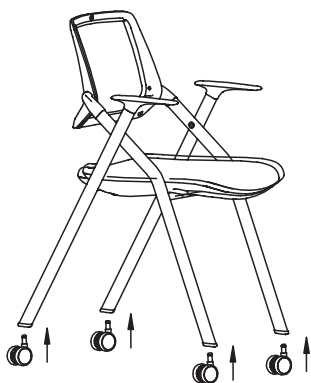
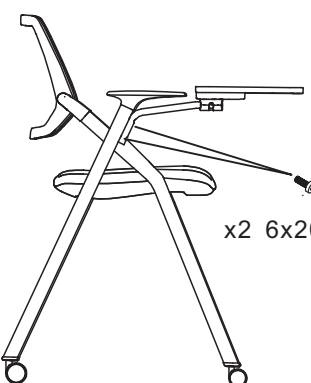
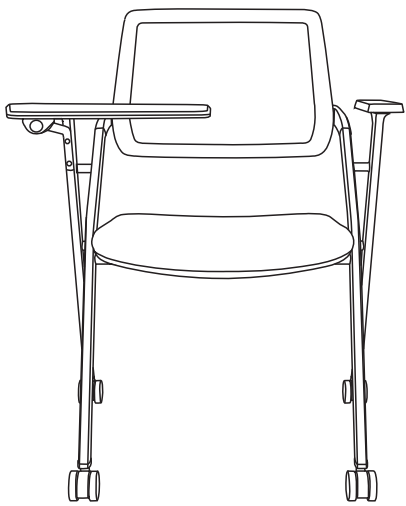


# XANADU TRAINING CHAIR

(1)	(2)	(3)	
 x1	 x1	 x2 6x20 x4 M6	
A	B	C	
		 x2 6x20	

## USER INFORMATION

- \*Sliding armrest: The armrest can slide forward or backward to suit different user
- \*Flip-up seat: The seat can flip-up when not in use to save space
- \*Rotating writing tablet: The tablet attached to the right armrest
- \*Optional castor: The chair is available with or without castors.

## MAINTENANCE

- \*Protect the chair from direct sunlight.
- \*Check and tighten all the bolts periodically.

## FABRIC CARE

- \*Clean regularly and gently..
- \*Test +on concealed before proceeding.

## WARNING

- \*Do not use this chair unless all bolts/knob are tightened and this chair is assembled firmly and properly
- \*This chair is for one person to sit on. Do not stand on the chair.
- \*Only trained personnel replace or repair cylinder.
- \*Failure to follow these warnings could result in serious injury.